

Blood Ammonia Meter

PocketChem BA

PA-4140



New style of blood ammonia
measurement

Emergency measurement can be
conducted on the palm immediately

Blood Ammonia Meter

PocketChem BA

PA-4140



All functions needed for measuring blood ammonia level are integrated into a palm-sized device.

Whole-blood measurement

PocketChem BA realizes whole blood measurement without pretreatment. The level of blood ammonia that is susceptible to room temperature can be measured right after collecting blood. Minimal operation gives a maximum support to emergency measurement.

Small sample volume

Required amount for measurement is only 20 μ L. No special collection tube is necessary.

You can quickly measure the level of blood ammonia with blood sampling from earlobe.

Lightweight and compact design

The weight of the palm-sized analyzer is just 150g and allows near-patient testing easily.

Detachable printer

A printer (optional) can be detached from the analyzer. Hard copy of measurement result can be obtained if you connect a printer to analyzer. Printer and AC adapter can be used commonly with Portable Urine Analyzer PU-4010.

Battery driven

Analyzer can be operated by two AA batteries or with AC adapter.

※The AC adapter is needed when using the printer.

Easy-to-maintain

All what you need to clean daily is the removable strip holder. Implementation of LED for light source eliminated a complicated lamp replacement.

Temperature compensation

Built-in temperature sensor automatically compensates for temperature in the range of 10 - 35°C.

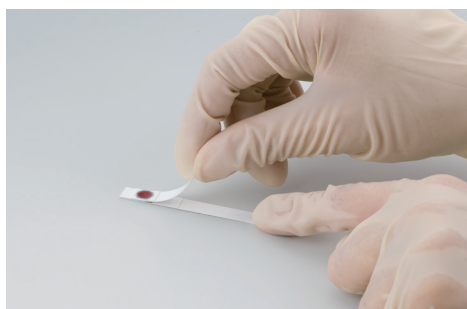
Data management function

Up to 50 measurement results can be memorized. Using serial communication function (RS-232C), measurement results can be transferred to PC.

Performing a test



Drop a blood sample on the test strip and press start key.



When buzzer sounds after 180 seconds, rip off the spacer part of the test strip.



Place the test strip with the spacer part ripped off on the test strip tray.



Measurement result will be shown.



Hard copy of measurement result can be obtained by connecting a printer.

PocketChem BA size

Compact size



The exclusive test strip

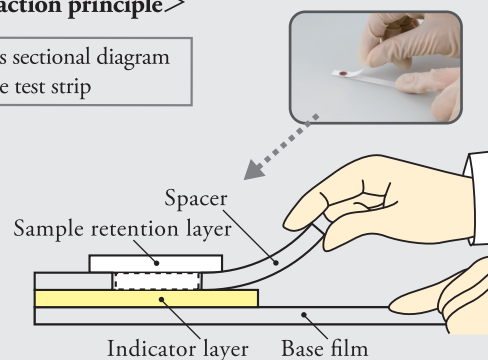
Ammonia Test Kit II

Dry chemistry based on a microdiffusion method provides high-precision measurement with whole blood.



<Reaction principle>

Cross sectional diagram of the test strip



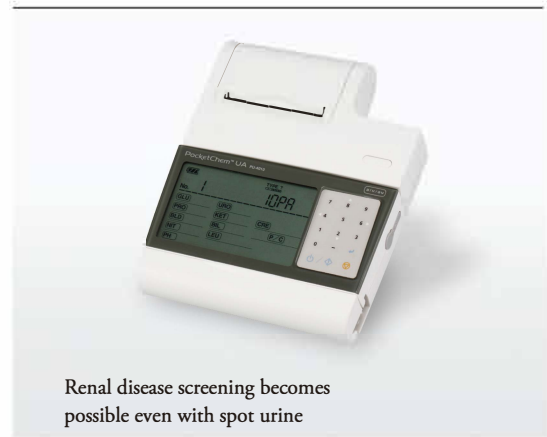
1. Drop a sample on sample retention layer.
2. Ammonium ion in a sample turns into ammonia gas to pass through the spacer.
3. Indicator layer reacts to ammonia gas to give a color.
4. Measure the reflected light to obtain the level of color with PocketChemBA.

Compact Urine Analyzer

PochetChem UA
PU-4010

Analyzer specifications	
Sample	Whole blood
Measurement item	Blood ammonia
Measurement principle	Test strip, single wavelength reflection measurement method
Measurement range	10 - 400N μ g/dL (8-285 μ mol/L)
Measurement wavelength	635nm (LED)
Sample amount	20 μ L
Test strip	Ammonia Test Kit II
Reaction time	Approx. 3minutes 20seconds/ test
Warm-up time	1 - 2minutes
Display	LCD
Operator panel	Panel sheet (numeric and function key pad, 12 keys in total)
Memory capacity	50measurements
External output	RS-232C
Temperature compensation function	Automatic compensation by built-in temperature sensor
Measurement conditions	Temperature : 10 -35 $^{\circ}$ C, Humidity : 25 - 85% relative humidity
Dimensions	124 (width) \times 85 (depth) \times 38 (height) mm
Weight	Approx. 150g without batteries
Power supply	AA-sized dry battery \times 2 or AC adapter

Printer specifications	
Printer	Thermal line printer
Printer paper	Thermal paper (58mm (W) \times ϕ 26mm)
Dimensions	125 (width) \times 133 (depth) \times 36 (height) mm
Weight	180g
Power supply	AC adapter
Consumed electricity	20W
Electric connection with analyzer	Contact connection



Renal disease screening becomes possible even with spot urine

※Design and specifications may be changed without prior notice

ARKRAY GLOBAL BUSINESS, INC.

Yousuien-nai, 59 Gansuin-cho,
Kamigyo-ku, Kyoto 602-0008, JAPAN

TEL 81-75-662-8979 FAX +81-75-431-1202